

AUAC00079 Dulux Acratex Cool Roof Commercial Satin

Introduction

Part A
194X0302-15L

Description and Image




Dulux Acratex Cool Roof Commercial White Membrane is a high build, pigmented, water based, 100% acrylic coating providing maximum Solar Reflectance for optimum cooling benefit. Dulux Acratex Cool Roof Commercial is designed as a Radiant Heat barrier maximising Solar reflectance with InfraCOOL Technology, specifically formulated for low dirt pickup, added mould, algae protection in a low sheen finish to reduce glare and in order to maintain solar reflectance properties. Dulux Acratex Cool Roof Commercial has been specifically formulated for long run commercial roofing.



Features and Benefits

- Water Based
- Maximum Solar Reflectance
- Low Dirt Pickup
- High Build Membrane
- low Glare
- Same day recoat, easy clean up & low odour
- Surface cooling effect / Cooling Energy Saving
- Maintains reflectivity and cooling effect on aging
- Long Term Durability

Standards And Certifications

 <p>NATA Accredited: National Association of Testing Authorities</p>	 <p>Certified System: Quality ISO 9001</p>	 <p>Certified System: Environment ISO 14001</p>	
---	---	--	--

Standards and Certifications

For details on these standards and certifications please reference the 'Approvals' section at the beginning of this document. Please contact your DuluxGroup representative for specific information on ESD credits / points.

Uses

Dulux Acratex Cool Roof Commercial is used as a protective coating over properly prepared metal roofs. It provides a durable coating system that ensures high colour consistency, significantly improving wash ability, reducing dirt accumulation, mould and algae, pollution and chemical attack. Dulux Acratex Cool Roof Commercial is recommended for recoating of weathered Colorbond, primed Galvanised Iron and Zinalume roofing and suitably primed concrete & terracotta roof tiles.

Not Suitable for the collection of Drinking Water.

Typical Specifications

Typical System

Title:

AUAC02709 Dulux Acratex Cool Roof Commercial Satin on Aged Uncoated Substrate Colorbond® - Precoated

Preparation Guide

Refer full SpecAUAC02709 Dulux Acratex Cool Roof Commercial Satin on Aged Uncoated Substrate Colorbond® - Precoated Sheet Steel cladding [Exterior]

Coat	Product	Spread Rate (m ² /L):	WFT (micron):	DFT (micron)
1st Coat	962 Cool Roof Commercial	5.4	186	75
1st Coat	962 Cool Roof Commercial	5.4	186	75
Minimum System DFT: 150				

Notes:

Practical spreading rates will vary from quoted theoretical figures depending on substrate porosity, surface roughness, overspray losses, application methods and environmental conditions (eg wind).

Protect from rain and frost for 48 hours when apply at the recommended spread rate.

Dry times apply to a single coat at recommended spread rate and at 25oC and 50% Relative Humidity





Allow longer times under cool, moist, or still conditions and or when applied at high film builds.

Do not apply paint if Relative Humidity is above 85% or temperature is within 3°C of Dew Point.

Do not apply if the surface temperature is greater than 40°C or below 10°C, or likely to fall below 10°C during the application or drying period.

Performance Guide

Salt Excellent resistance	Heat Resistance % TSR-Total Solar Refelactance (ASTM C1549) : 0.9 Solar Absportance (ASTM E1980) : 0.1 Emittance (ASTMC1371) : 0.9
Water Less than 1 gram water transmission over 24 hours per metre squared under 1kPa pressure	Solvent Resists dilute solvent
Abrasion Good resistance	Acid No reaction to 3% hydrochloric acid
Alkali No reaction to 1% caustic solution	

Typical Properties			
V.O.C. Content 35.3g/L			
Clean Up Clean up water			
Application Methods  Air Spray  Airless Spray  Brush  Roller			
Specifications	Solids by Volume		
	<input type="text" value="40.4"/>		
	Min	Max	Recommended
Wet Film Per Coat (microns)	<input type="text" value="186"/>	<input type="text" value="248"/>	<input type="text" value="186"/>
Dry Film Per Coat (microns)	<input type="text" value="75"/>	<input type="text" value="100"/>	<input type="text" value="75"/>
Theoretical Spread Rate (m ² /L)	<input type="text" value="5.4"/>	<input type="text" value="4"/>	<input type="text" value="5.4"/>
Drying Time	Min	Max	Recommended
Recoat Time (min/hours)	<input type="text" value="4 hrs"/>	<input type="text" value="indefinite"/>	<input type="text"/>

Application Guide

Surface Preparation

Inspect roof condition. This will determine the required preparation.
For light surface rust power tool clean then spot prime with 2 coats of Luxaprime Zinc Phosphate Light Grey

Where required, replace badly rusted sheets.
Substrate condition must be of consistent density/integrity and not subject to continual wetting or other conditions that may cause premature coating failure.

High pressure water blast concrete roof at a minimum of 4000 PSI to remove dirt, excess grime, lichen/moss and all other contaminants.
Pressure wash roof area thoroughly after all preparatory work is completed and allow to thoroughly dry.
Note: Ensure all down pipes or water connection points are disconnected prior to commencement of cleaning.

Application Procedure and Equipment

Airless spray
Note: As the surface area of a profiled roof is greater than an equivalent flat roof surface, additional material should be allowed for.
Product should be thoroughly mixed before use.
Refer to the current Dulux Acratex Application Manual for detailed application instructions.
The Roof Membrane system comprises of substrate cleaning and preparation, the use of DULUX AcraTex Prep Treat to kill all moss and algal and lichen spores ,
For:
Roof membrane application:
To aged and/or Weathered or New Uncoated Zinc coated steel (Zincalume or Galv) or New Un-weathered Colorbond

Apply the primer or first coat of Dulux Acratex RoofBond GI by airless spray in accordance with the current Roof Membrane Application Manual / Project Specification
Apply a coat of Dulux Acratex Cool Roof Commercial Roof Membrane in accordance with the current Roof Membrane Application Manual / Project Specification

Roof membrane application:
To aged and/or Weathered Colorbond

Apply the first coat of Dulux Acratex Cool Roof Commercial Roof Membrane by airless spray in accordance with the current Roof Membrane Application Manual / Project Specification
Apply second coat of Dulux Acratex Cool Roof Commercial Roof Membrane in accordance with the current Roof Membrane Application Manual / Project Specification

New Colorbond or Colorbond with no chalking first apply a coat of Luxaprime UMP.

Health and Safety

SDS Number DLX003087	SDS Link View SDS Link
Using Safety Precautions May cause an allergic skin reaction. Wear protective gloves/protective clothing including eye/face protection and suitable respirator.	
Please refer to SDS Link. In case of emergency, please call 1800 220 770.	

Precautions and Limitations

This product data sheets shall be read in conjunction with the Dulux specification.

To ensure colour uniformity and for optimum performance, Dulux recommend a full coating system including a Membrane topcoat.

For **all** systems, the Texture &/or Base Coat should be tinted in accordance with Tint Guide to the specified topcoat colour (or a colour as close as possible to the specified colour as product and Acratex tint rules allow).

Important: Not all colours are suitable for exterior use.

Ensure that you have adequate tinted stock to complete the job in one application.

All material must be thoroughly cross-mix to ensure tint uniformity.

It is recommended to hold a volume of finish material for future maintenance touch-ups

Practical spreading rates will vary from quoted theoretical figures depending on substrate porosity, surface roughness, overspray losses, application methods and environmental conditions (e.g. wind).

- Do not apply paint if Relative Humidity is above 85% or temperature is within 3°C of Dew Point.
- Do not apply if the surface temperature is greater than 40°C or below 10°C, or likely to fall below 10°C during the application or drying period.
- Dry times apply to a single coat at recommended spread rate and at 25°C and 50% Relative Humidity
- Allow longer times under cool, moist, or still conditions and or when applied at high film builds.
- Protect from dew, rain and frost for 48 hours when apply at the recommended spread rate.
- Avoid application in hot, windy conditions or on hot surfaces cool the surface by hosing with water and paint the cool damp surface.
- The exterior texture coatings should be cleaned on a regular basis.
- This will help maintain your overall aesthetic appearance and preserve your Acratex Texture coating system.

Cleaning once every year will remove light soil as well as grime and airborne pollutants refer Dulux Acratex Care & Maintenance Guide.

Transport and Storage

Line Shade /Pack A 19485939	Shipment Name Not dangerous goods
Size: <input type="text" value="15 Litre"/>	Weight: <input type="text" value="20kg"/>

Disclaimer

This Data Sheet is copyright to DuluxGroup (Australia) Pty Ltd and/or DuluxGroup (New Zealand) Pty Ltd (collectively, 'Dulux'). It may not be varied or altered without the prior written consent of Dulux, and if it is, Dulux has no responsibility or liability for those variations.

Unless Dulux has provided you with a customised, project-specific specification, this Data Sheet does not represent that any particular product or product system will be suitable for your project.

Any information provided in this Data Sheet is given in good faith and is believed by Dulux to be correct at the time of publication. Products and coating systems can be expected to perform as indicated in this Data Sheet, provided the substrate is in good condition, the coatings are applied by a suitably experienced and skilled applicator, and the preparation, application and maintenance is followed strictly as set out in this Data Sheet, and as recommended on the applicable Safety Data Sheets for the relevant products, available from www.duspecplus.com.au. Climatic conditions at application time can affect product suitability and performance.

The correct colour or colour match is the responsibility of the applicator. Colours will change over time and Dulux does not guarantee that the same colour newly mixed will match a colour applied earlier which has been subjected to weathering or other change elements. No product colour is guaranteed against colour change.

Where any liability of Dulux in respect of this Data Sheet cannot by law be excluded, Dulux's liability is limited, as permitted by law and at Dulux's option, to resupply of the relevant products or services or to reimbursing the cost of those products or services.

WHERE LEAD MAY BE PRESENT: The asset manager is responsible for verifying the presence of lead and determining whether to remove or encapsulate the lead. If lead is present, the work must be done in strict accordance with AS 4361 Parts 1 and 2 and Worksafe Australia guidelines.